

Ruidoso Municipal Schools

A Community and School District Profile



Lincoln County, New Mexico

Learning in Context

Nestled in the Lincoln National Forest, Ruidoso Municipal Schools serves nearly two thousand students from nearby communities, including students and families from the Mescalero Apache Tribe. Students attend school in a high desert mountain town, where daily life is often shaped by weather, tourism, and seasonal work. At school, students rotate through classrooms, share meals, and access school-based resources. By the evening, students will have transitioned to caring for siblings or grandparents, to working part-time jobs, or to practicing for sports. In Ruidoso, school is a stray part of daily life within a community where the rhythms outside the classroom are always present.

RUIDOSO MUNICIPAL SCHOOLS

Elementary Schools

White Mountain Elementary School

Sierra Vista Primary School

Middle School

Ruidoso Middle School

High School

Ruidoso High School



1,774
Student Enrollment



89%
Graduation Rate



4
Schools



\$17,209
Per-Pupil Expenditure



23%
English Learners



NA[†]
Housing-insecure Students



65%
Regular Attendance



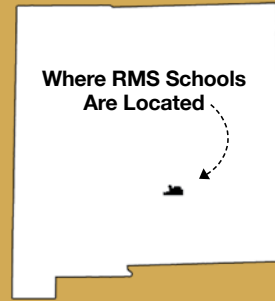
100%
Free/Reduced Lunch



This district profile offers a snapshot of student and community experiences using the best available data at the time of analysis, drawing from sources including the New Mexico Youth Risk and Resiliency Survey (NM-YRRS), NM VISTAS, and American Community Survey (ACS). In some cases, geographic proxies are used to approximate district-level conditions where direct data is unavailable.

To better contextualize students' experiences within RMS

we offer a closer look at the conditions shaping daily life, including: **Education, Economic Well-Being, Family & Community, Access to Language & Culture, and Health & Wellness.**



KEY:

- All Children
- American Indian/Alaskan Native (alone or multiracial)
- Non-Native

Children in Poverty (Ages 0-17)



Food Assistance Participation (SNAP)



Economic Well-Being

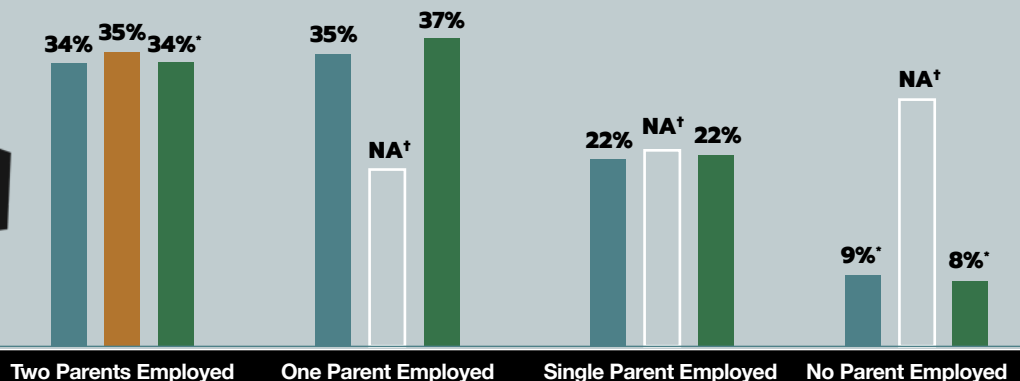
Housing Cost Burden



Per Capita Income



Parental Employment





24%
ALL

27%*
AI/AN

24%
NN

Children in Single-Parent Households



Children in Multigenerational Households (3+ Generations)

11%
ALL

NA†
AI/AN

7%*
NN

Family & Community



Children Living with Elders

7%*
ALL

NA†
AI/AN

7%*
NN

Indigenous Language Spoken in Household

2%*
ALL

44%*
AI/AN



Education



Statewide

Districtwide

	All	AI/AN
2018	27%	17%
2019	25%	15%
2022	23%	*
2023	25%	*
2024	26%	*
2025	32%	*

	All	AI/AN	All	AI/AN
2018	74%	66%	83%	74%
2019	75%	69%	85%	86%
2020	68%	67%	70%	66%
2021	77%	72%	90%	93%
2022	76%	72%	84%	≥90%
2023	77%	75%	88%	≥90%
2024	78%	74%	89%	82%
2025	81%	78%	89%	*

Third-Grade Reading Proficiency

High School Graduation: 4-Year Cohort Graduation Rate



Accessibility

Transportation Access

Children in households with at least one vehicle available



83%
ALL

60%*
AI/AN

84%
NN



Internet Access

No Internet

NA†
ALL

NA†
AI/AN

NA†
NN

Broadband (wired)

70%
ALL

45%*
AI/AN

71%
NN

Cellular-Only

19%
ALL

NA†
AI/AN

19%
NN

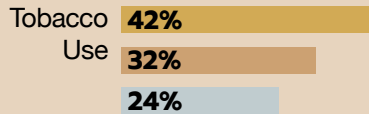
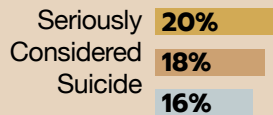
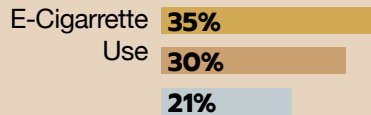
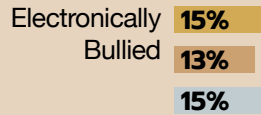
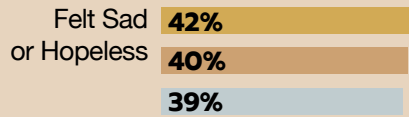
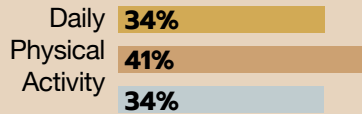
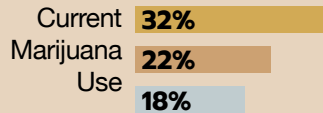
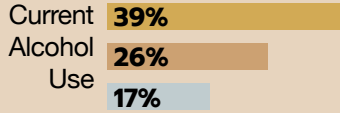
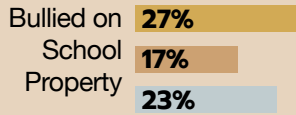
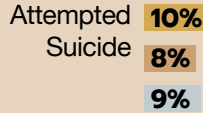
Satellite/Other

9%*
ALL

NA†
AI/AN

8%*
NN

Youth Risk & Resiliency Survey



KEY:

- 2019
- 2021
- 2023

I Feel Good About Myself (Agree or Strongly Agree)
59%



I Am Confident That I Can Achieve My Goals
68%



I Have a Sense of Direction and Purpose in My Life
69%



I Am Hopeful and Optimistic About My Future
70%




Teachers and Other Adults at My School Care About Me
64%



Data from resiliency factors reflect the most recent NM-YRRS survey data from 2023.



Health & Wellness



Learn More

This profile is just one part of a larger effort to understand and support Native student well-being across New Mexico. Visit [hold for website link] to explore additional findings, tools, and resources.

Data are based on 2018-2022 American Community Survey estimates and reflect a 90% confidence level, using geographic proxies where direct district-level data are unavailable. Education-related data are drawn from the New Mexico Public Education Department (NMPED) and the New Mexico Youth Risk and Resiliency Survey (YRRS). Estimates denoted by an asterisk (*) have a high coefficient of variation (CV) and may be less reliable. Data with CVs greater than 30% were suppressed due to high variability and are denoted with a dagger (†).